


APmicro™ SERIES



YC600: Dual-module (2:1)

QS1: Quad-module (4:1)

INPUT DATA (DC) PER CHANNEL

Module Compatibility	60 + 72 Cell PV Modules			
MPPT Voltage Range	22V-48V			
Recommended PV Module Input Power	250W - 440W+			
Maximum Input Voltage	60V			
Maximum Input Current	12A			
Startup Voltage	20V			

OUTPUT DATA (AC)

	240V	208V	240V	208V
Maximum Output Power	548VA	548VA	1,200W	1,100W
Nominal Output Current	2.28A	2.63A	5.00A	5.29A
Nominal Output Voltage	211-264V	183-229V	240V/211V-264V	208V/183V-229V
Nominal Output Frequency	60Hz/59.3-60.5Hz			
Power Factor	0.8 leading...0.8 lagging			
Total Harmonic Distortion	<3%			
Maximum Units per Branch	7 (14 PV modules)	6 (12 PV modules)	3 (12 PV modules)	

EFFICIENCY

Peak efficiency	96.7%	96.5%
Nominal MPPT efficiency	99.5%	99.5%
Night Power Consumption	60mW	30mW

MECHANICAL DATA

Operating Ambient temperature range	-40°F to +149°F (-40°C to +65°C)	-40°F to +149°F (-40°C to +65°C)
Storage Temperature Range	-40°F to +185°F (-40°C to +85°C)	-40°F to +185°F (-40°C to +85°C)
Dimensions (W x H x D)	10.24" x 7.4" x 1.24"(260mm x 188mm x 31.5mm)	11.1" x 9.1" x 1.6"(281mm x 231mm x 41.3mm)
Weight	5.7 lbs (2.6kg)	9.9lbs (4.5kg)
Enclosure rating	NEMA 6 (IP67)	
Cooling	Natural Convection - No Fans	
AC Trunk Cable Maximum Current	20A	

FEATURES

Communication	Zigbee (Wireless)
Safety and EMC Compliance	FCC Part15;ANSIC63.4;ICES-003
Certificate & Compliance	UL1741, UL1741 SA (240V version only), CSA C22.2 No.1071-01
Grid Connection Compliance	IEEE1547, CA Rule 21 (240V version only)
Rapid Shutdown	Meets NEC 2017 690.12, 690.11
Warranty	10 years standard, extendable to 25 years




* Programmable per customer and utility requirements.
 ** Meets the standard requirements for Distributed Energy Resources (UL 1741) and identified with the CSA Listed Mark.

Specifications subject to change without notice - please ensure you are using the most recent update found at www.APsystems.com


9.20 © All Rights Reserved

APsystems Accessories

The APsystems microinverter solution includes a full range of certified products and accessories to suit any PV application. Contact your APsystems distributor, or see our full catalog online at APsystems.com.



APSYSTEMS YC600



APSYSTEMS QS1

A	MC4 DC Connector Cap - M	Sealing cap for DC Connector - Male (purchase w/ F)	2060401006
	MC4 DC Connector Cap - F	Sealing cap for DC Connector - Female (purchase w/ M)	2060402006
B	Y3 Bus Cable - 2m	Y3 Trunk cable for YC600/QS1 - 2m (12AWG, TC-ER cULus, 2M, BK-RD-GN)	2322301303
	Y3 Bus Cable - 4m	Y3 Trunk cable for YC600/QS1 - 4m (12AWG, TC-ER cULus, 4M, BK-RD-GN) E489601 (UL) Type TC-ER 3C/12AWG 90C Wet or Dry 600V --- c(UL) Type CIC 90C 600V FT4 Dir Bur Sun Res -40C Cold Bend	2322401303
C	YC600-Y/QS1 AC Cable Unlocking Tool	Unlocks the inverter and the AC bus	2352000001
D	YC600-Y/QS1 Conn Cap	Protects an unused connector on the AC Bus	2061702007
E	YC600-Y/QS1 AC Bus End Cap	Waterproofs the end of the AC bus	2060700007
F	DC Extension Cable	2m DC Extension Cable (MC4)	2310360214
	AC Connector - M	AC Cable Connector - Male	2300531032
	AC Connector - F	AC Cable Connector - Female	2300532032



ECU-R

The ECU-R is the information gateway designed for residential and commercial applications that do not require consumption monitoring. It collects and transfers module performance data giving you comprehensive monitoring and control over each individual module, optimizing the performance of your solar array.



ECU-C

The ECU-C, designed from the ground up as a multi-featured gateway for residential and commercial applications, offers advanced functionality for more data-centric installations, with consumption and production monitoring, contact and relay ports, and high-frequency metering.